



COUNTRY BRIEF

Population	Ease of doing business rank
16 296 000	136th
Length of coastline	Exclusive economic zone
1 327 km	147 221 km²
Average GDP growth	GDP per capita
6.77%	USD 1 430

GDP from fisheries

1.49%

Fish available for consumption

19.2 kg/capita

Imports of fish and fish
products - 2019

USD 27 484 990

Agricultural GDP from fisheries

9.96%

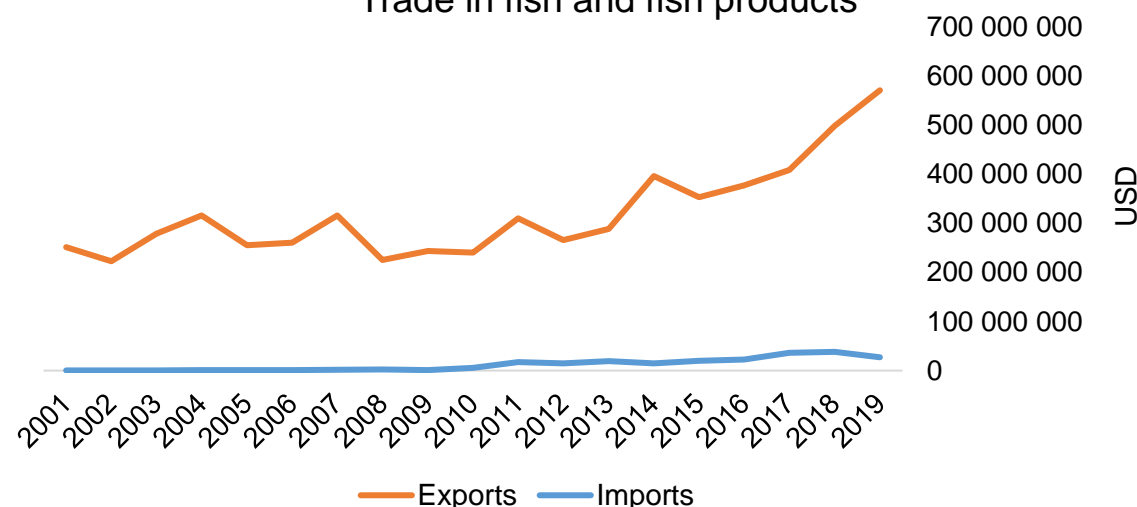
Fisheries and aquaculture
production

Total	517 160 tonnes
Fisheries	100%
Aquaculture	0%

Exports of fish and fish
products - 2019

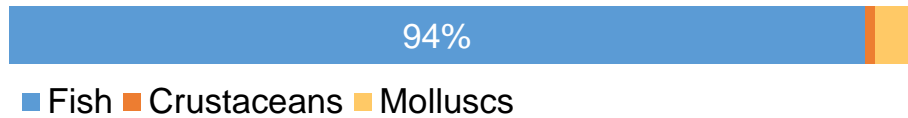
USD 570 624 850

Trade in fish and fish products

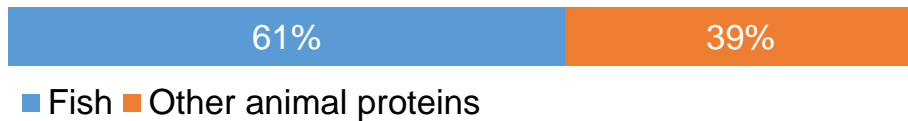


Production and Trade Breakdown

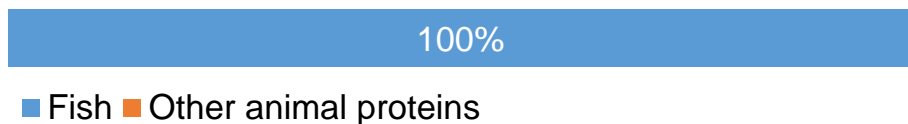
Production by volume



Imports by value



Exports by value



Production - Top 10 Species (Volume)

		Tonnes
1 st	Round sardinella	121 282
2 nd	Madeiran sardinella	96 251
3 rd	Atlantic chub mackerel	34 838
4 th	Skipjack tuna	30 633
5 th	Jack and horse mackerels nei	22 841
6 th	Bonga shad	22 187
7 th	Freshwater fishes nei	21 261
8 th	Sea catfishes nei	12 036
9 th	Bigeye grunt	9 589
10 th	Atlantic bumper	9 251

Imports - Top 10 Products (Value)

			USD
1 st	Fish, other than species in 0303	frozen; excluding fillets, livers and roes HS 0303.89	8 091 840
2 nd	Tunas	frozen; excluding fillets, livers and roes HS 0303.49	5 690 940
3 rd	Squid, cuttlefish	frozen HS 0307.43	2 678 400
4 th	Jack, horse mackerel	frozen; excluding fillets, livers and roes HS 0303.55	2 392 420
5 th	Mackerel	frozen; excluding fillets, livers and roes HS 0303.54	2 250 860
6 th	Octopus	dried, smoked, salted or in brine HS 0307.59	1 348 100
7 th	Sardines, sardinella, brisling or sprats	frozen; excluding fillets, livers and roes HS 0303.53	921 810
8 th	Catfish	frozen; excluding fillets, livers and roes HS 0303.24	645 130
9 th	Tunas, skipjack, bonito	prepared or preserved; whole or in pieces HS 1604.14	535 480
10 th	Shrimps, prawns	frozen HS 0306.17	492 580

Exports - Top 10 Products (Value)

			USD
1 st	Fish, other than species in 0303	frozen; excluding fillets, livers and roes HS 0303.89	101 662 850
2 nd	Tunas, skipjack, bonito	prepared or preserved; whole or in pieces HS 1604.14	68 097 330
3 rd	Octopus	frozen HS 0307.52	64 503 300
4 th	Fish, other than species in 0302	fresh or chilled; excluding fillets, livers and roes HS 0302.89	63 714 740
5 th	Squid, cuttlefish	frozen HS 0307.43	43 757 780
6 th	Jack, horse mackerel	frozen; excluding fillets, livers and roes HS 0303.55	42 400 110
7 th	Shrimps, prawns	frozen HS 0306.17	32 498 210
8 th	Sardines, sardinella, brisling or sprats	frozen; excluding fillets, livers and roes HS 0303.53	28 425 340
9 th	Tunas	frozen; excluding fillets, livers and roes HS 0303.49	24 988 430
10 th	Mackerel	frozen; excluding fillets, livers and roes HS 0303.54	24 033 390

A GLOBEFISH Product

Information, Disclaimer

Sources

Established in 1984, GLOBEFISH is a multi-donor funded project in the Fisheries Division of the Food and Agriculture Organization of the United Nations (FAO), responsible for providing up-to-date market and trade information on fish and fish products.

[Visit our website](#)

[Subscribe to our newsletter](#) or [email us](#)

Recent Publications



[Globefish Highlights](#)

Our flagship publication, focused on prices and analysis of market trends covering a variety of major commodities. Released quarterly.



[Chinese Fish Price Report](#)

Comprehensive coverage of Chinese price trends, market information for commercially significant species, along with industry news and policy updates. Released quarterly.



[European Price Report](#)

Market and price analysis for fish and fish products in the European market. Released monthly.



This is the second edition of the GLOBEFISH Market Profiles produced for this country, and was made at the beginning of 2022.

These profiles are based on nationally reported data or information published by international agencies. As the profile is intended to reflect the most up to date information available, reporting years may vary between sections and commodities.

The designations employed and the presentation of material in this information product do not imply the expression of any opinion whatsoever on the part of FAO concerning the legal or constitutional status of any country, territory or sea area, or the delimitation of frontiers or boundaries.

The data herein presented is compiled by FAO staff at the time of its production, "as is" and "as available", and every effort is made to ensure, but not guarantee, their timeliness, accuracy and completeness. FAO assumes no responsibility for errors and omissions in the data provided. Users are, however, kindly asked to report any errors or deficiencies in this product to FAO GLOBEFISH (globefish@fao.org).

Please note

Re-exports and re-imports are not included. The term N/A has been used to indicate that information was not found in the indicated sources. The classification of fish and fish products as either processed or unprocessed is very broad, and is intended for indicative purposes only.

[HS codes for fish and fish products](#)

International trade codes for fish and fish products in a user friendly format.



Sources and time periods:

-Fishing and aquaculture production (2019):
FAO's [Global Fishery and Aquaculture Production Statistics](#)

-Fish available for consumption (2017):
FAO's [Fishery and Aquaculture Statistics 2019](#)

-Population (2019), GDP Growth (2015-2019), GDP per Capita (2019):
IMF's [World Economic Outlook Databases](#)

-Imports, Exports and Share of Trade (2000-2019):
FAO's [Global Fishery and Aquaculture Commodities Statistics](#)

-GDP, GDP from fisheries, GDP from agriculture (2019):
World Bank's [World Development Indicators](#),
OECD's [National Accounts Statistics](#) or
UNSD's [National Accounts](#)

-Ease of doing business (2019):
World Bank's [Ease of Doing Business](#) ranking

-Length of Coastline, Exclusive Economic Zone, Exclusive Fishing Zone (2003):
UNEP's [Global Environment Outlook](#)

[GLOBEFISH](#)

Explore more market information on the GLOBEFISH website



[GLOBEFISH on ISSUU](#)

Read GLOBEFISH publications on ISSUU

